

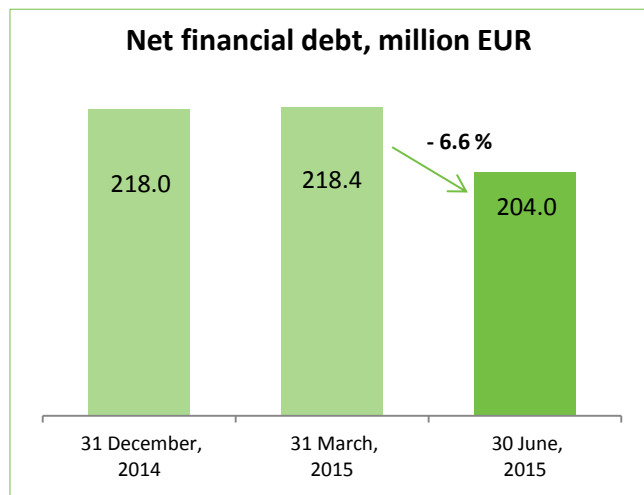
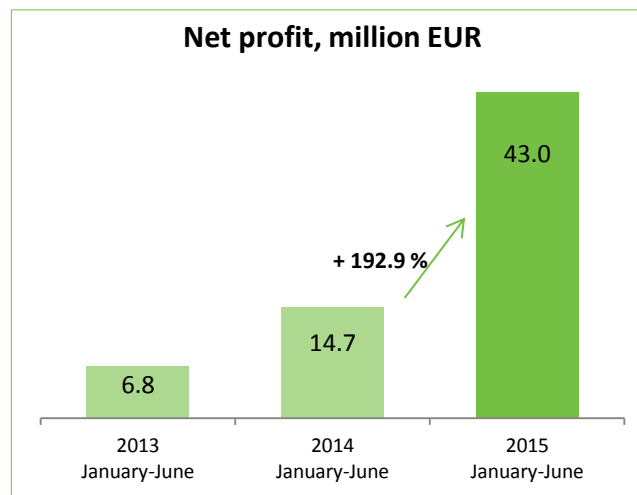
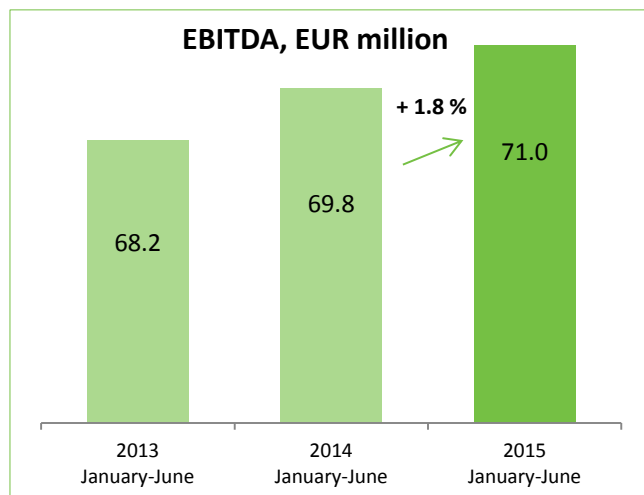
LESTO Financial Results for 6 months of 2015

31-08-2015

lesto

Energija. Pažanga. Patikimumas.

LESTO main financial ratios

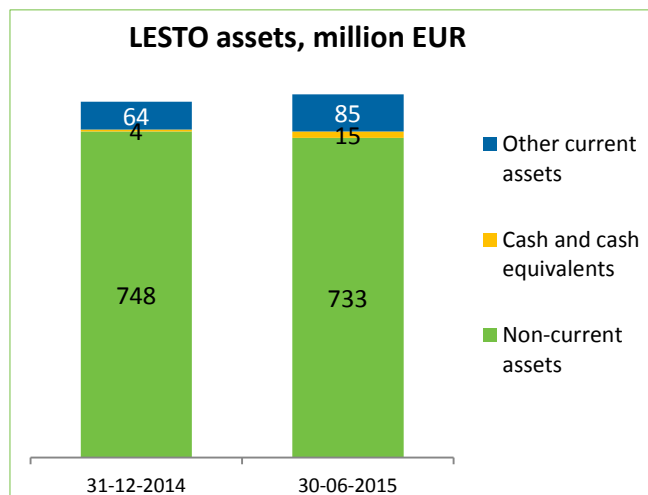


Profitability ratios	2014 January-June	2015 January-June
Net profit margin, %	4.53	14.71
Operating profit margin, %	5.62	17.65
EBITDA margin, %	21.52	24.27
ROA*, %	2.06	10.44
ROE**, %	3.15	21.01

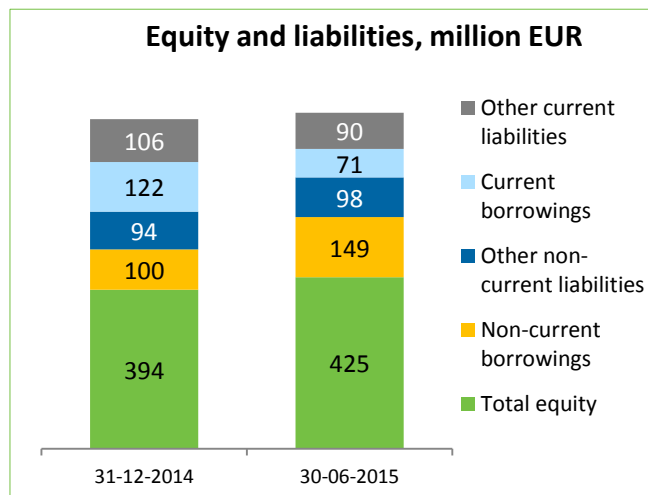
* ROA = net profit (loss) for the reporting period * 2 / [(total assets at the beginning of the reporting period + total assets at the end of the reporting period) / 2];

** Return on equity (ROE) = net profit (loss) for the reporting period * 2 / [(equity capital in the beginning of the reporting period + equity capital at the end of the reporting period) / 2].

Assets, equity and liabilities

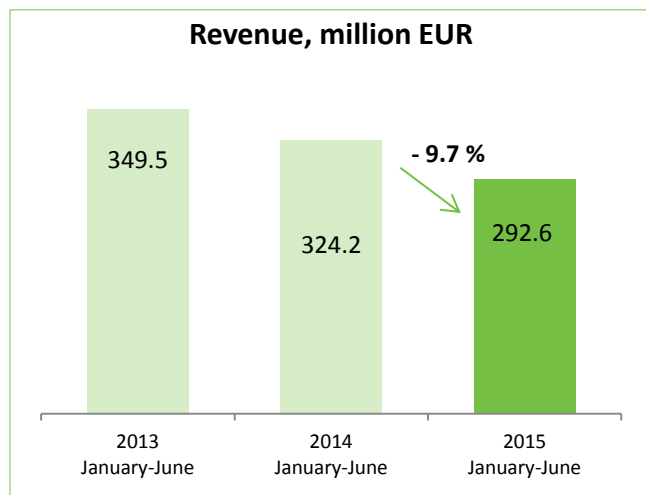


Non-current assets share in total assets was equal to 88.0 %. During the reported period non-current assets shrank by 2.0 %.

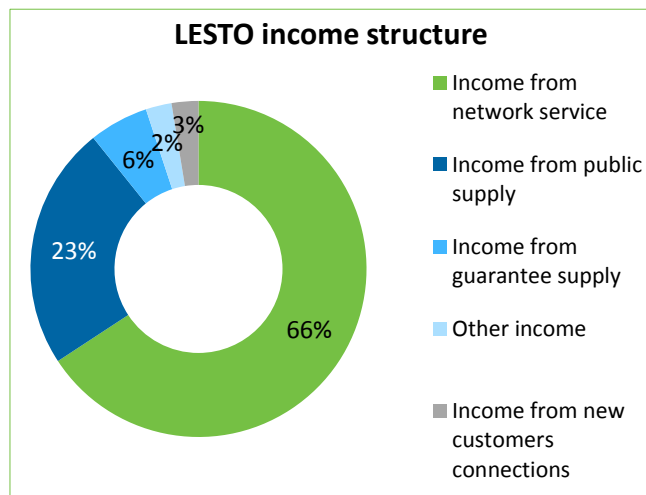


Equity of LESTO exceeded liabilities 1.04 fold. Financial debts made up 53.8 % of total liabilities.

Income

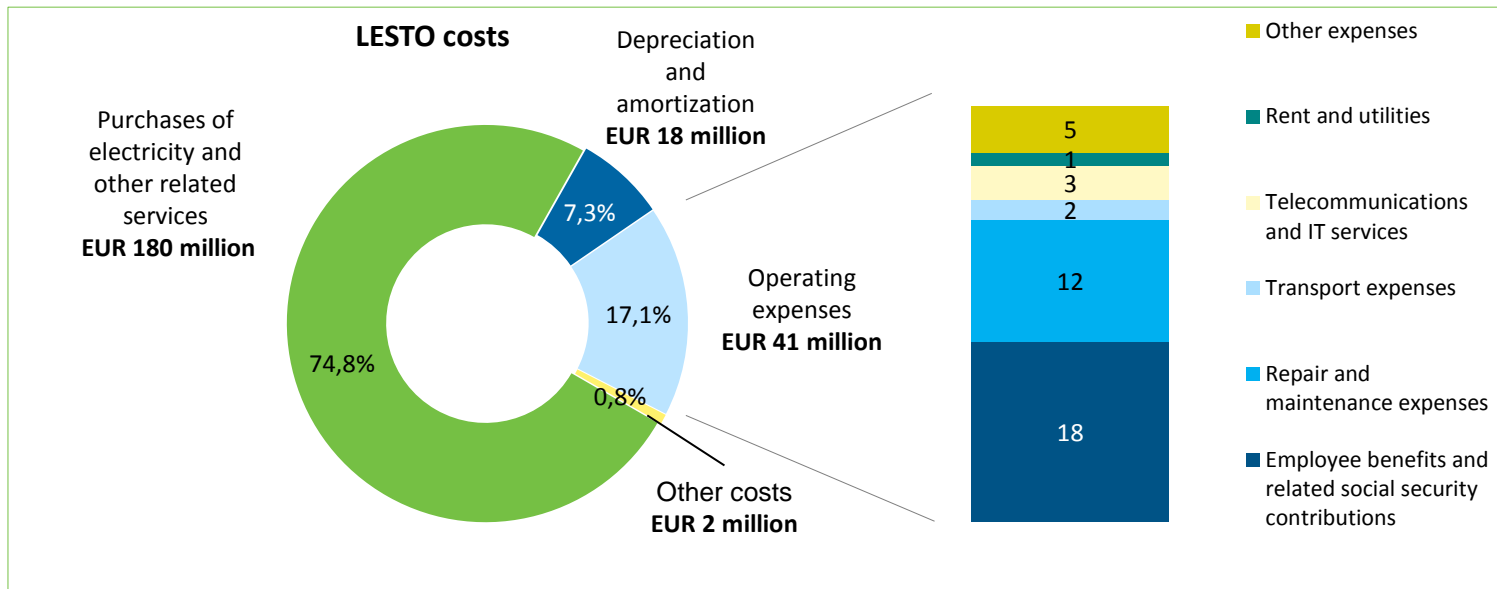


During the 6 months of 2015 LESTO income decreased by EUR 31.6 million (9.7 %), comparing with the same period of 2014, and revenue amounted to EUR 292.6 million.



The main source of LESTO income is income from network service; during the 6 months of 2015 income from network service made up 66 % of total Company's income.

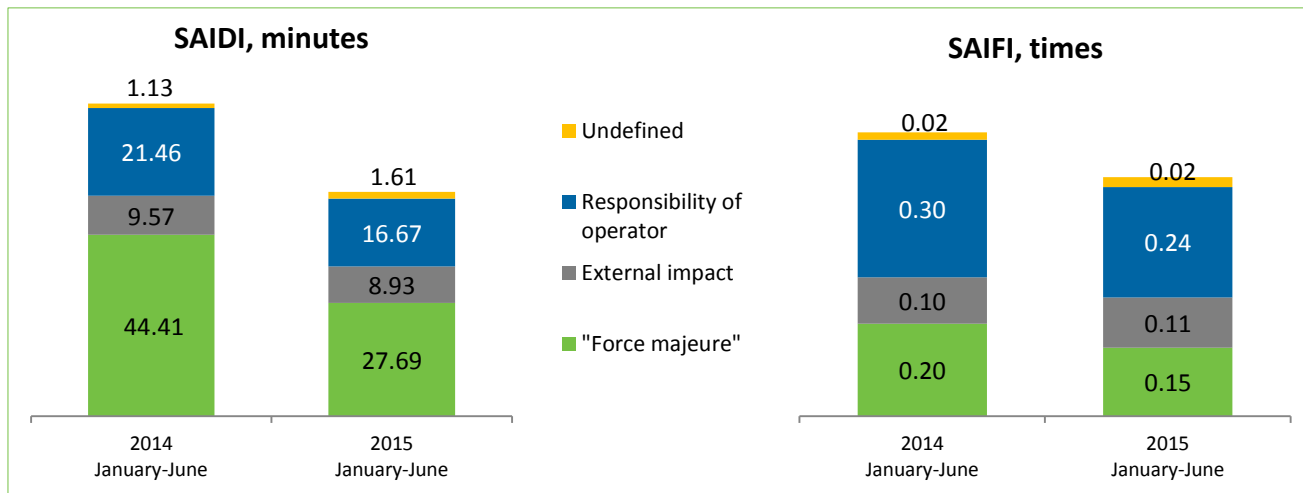
Costs



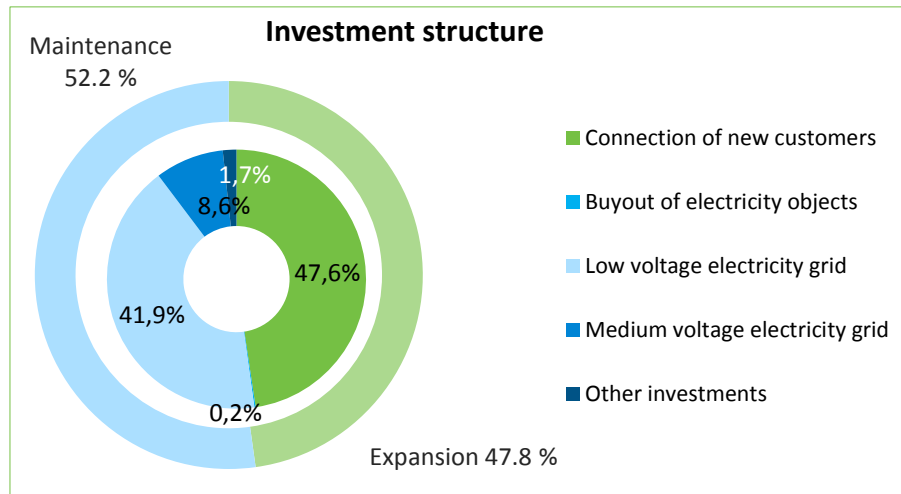
During the 6 months of 2015 electricity purchase and related services costs have decreased by EUR 34,0 million (15.9 %), comparing with the same period of 2014, and amounted to EUR 180.3 million.

During the 6 months of 2015 LESTO operating expenses increased by EUR 1.2 million (2.9 %), comparing with the same period of 2014, and made up EUR 41.3 million.

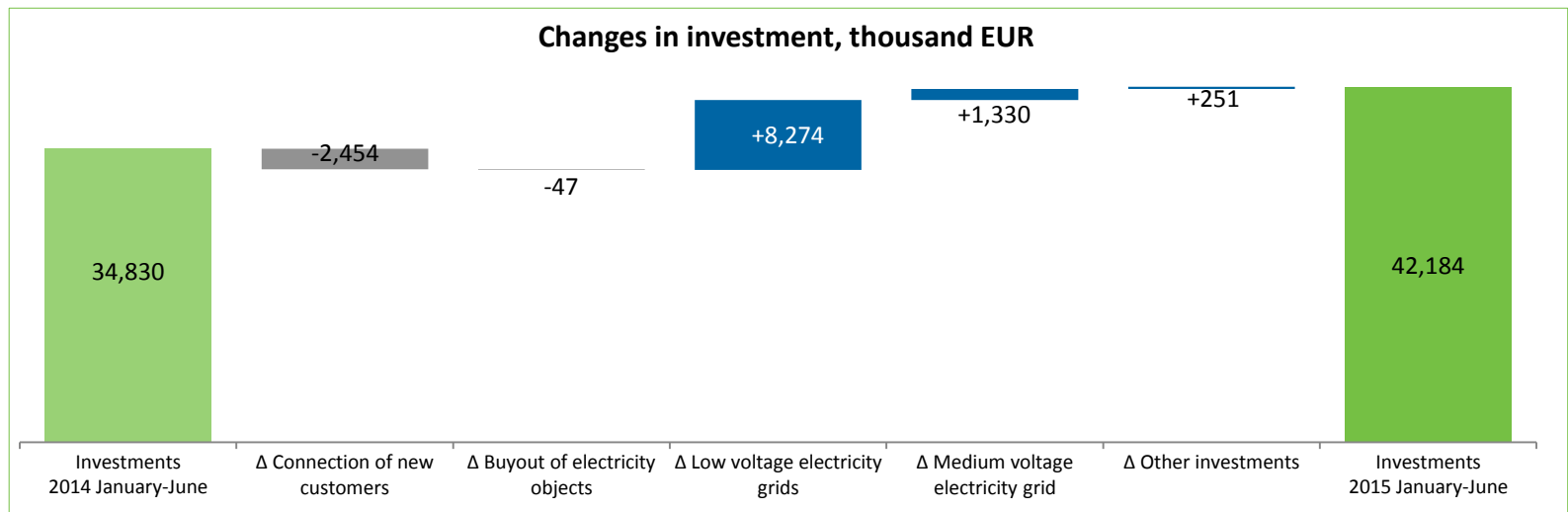
Performance indicators



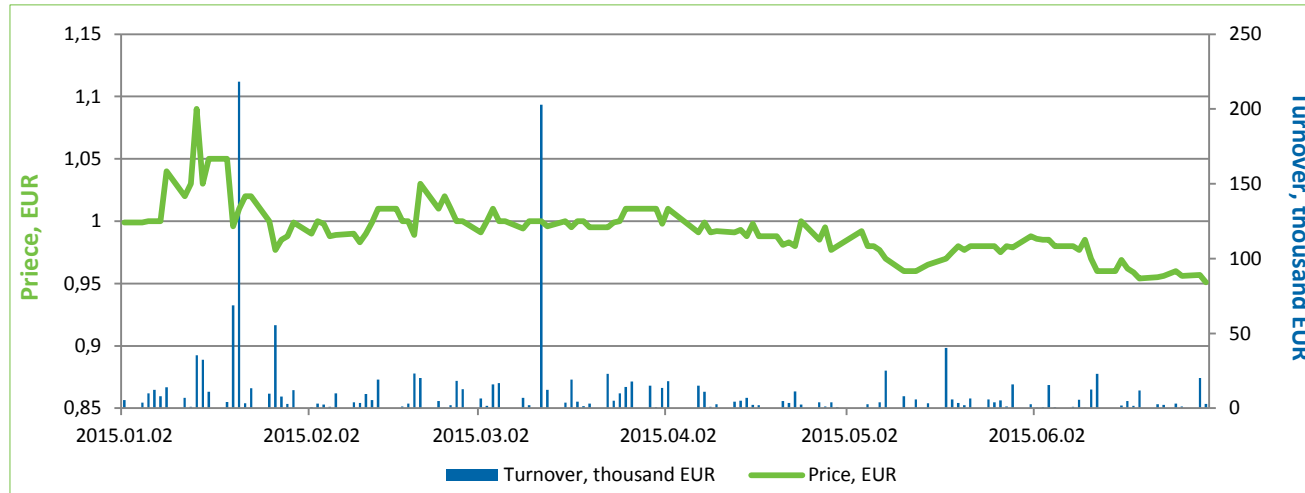
	2014 January-June	2015 January-June
Amount of electricity received to the distribution network, million kWh	4,477	4,532
Technological losses in the distribution network, million kWh	310	283
Technological losses in the distribution network, %	6.9	6.2
Volume of network service, million kWh	4,167	4,250
Amount of electricity sold, million kWh	1,642	1,589



During the 6 months of 2015 LESTO investments rose by EUR 7.4 million (21.1 %), comparing with the same period of 2014, and amounted to EUR 42.2 million. The increase was influenced by the rise in investment in the low voltage electricity grid.



Share price and shareholders



During the 6 months of 2015 LESTO share price decreased by 4.8 %. The weighted average price during the reporting period was EUR 0.993.

On 30-06-2015 the number of LESTO shareholders amounted to 7,090. Main shareholder was „Lietuvos energija“, UAB holding 94.39% of shares.

AB LESTO

Company code 302577612

VAT code 100005809812

Aguonų st. 26, Vilnius, 03212 Lithuania

Tel. (8 5) 277 7524

Fax (8 5) 277 7514

info@lesto.lt

www.lesto.lt

The logo for Lesto, featuring the word "lesto" in a bold, lowercase, sans-serif font. The letter "o" is stylized with a circular graphic element consisting of several curved lines.

Energija. Pažanga. Patikimumas.